



ಬೃಹತ್ ಬೆಂಗಳೂರು ಮಹಾನಗರ ಪಾಲಿಕೆ
Bruhat Bengaluru Mahanagara Palike



BBMP COVID-19 WAR ROOM BULLETIN – 14.07.2021



ABSTRACT OF COVID-19 CASES IN BENGALURU



	MALE	FEMALE	TRANSGENDER	MALE	FEMALE	TRANSGENDER	TOTAL	
	Last 24 Hours	Last 24 Hours	Last 24 Hours	Cumulative	Cumulative	Cumulative	Last 24 Hours	Cumulative
Positive Cases	229	171	0	7,29,443	4,90,923	132	400	12,20,498
Recovered Cases	292	198	0	7,12,736	4,79,324	103	490	11,92,163
Death Cases	6	2	0	9,991	5,767	4	8*	15,762
Total Tests Done	In Last 24 hrs : 57,882					Cumulative : 1,56,29,876		
ACTIVE CASES					12,573			

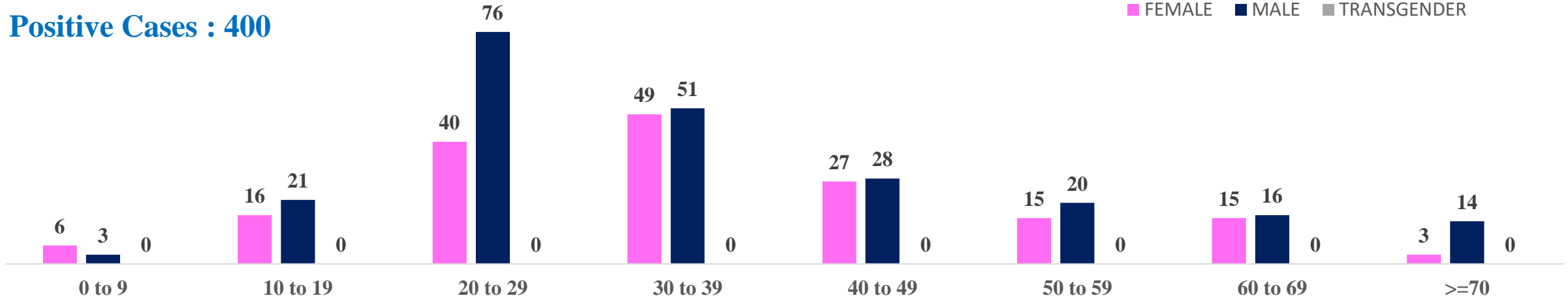
* Covid deaths occurred today : 06 | Covid deaths occurred beyond last 24 hrs, reported today : 02



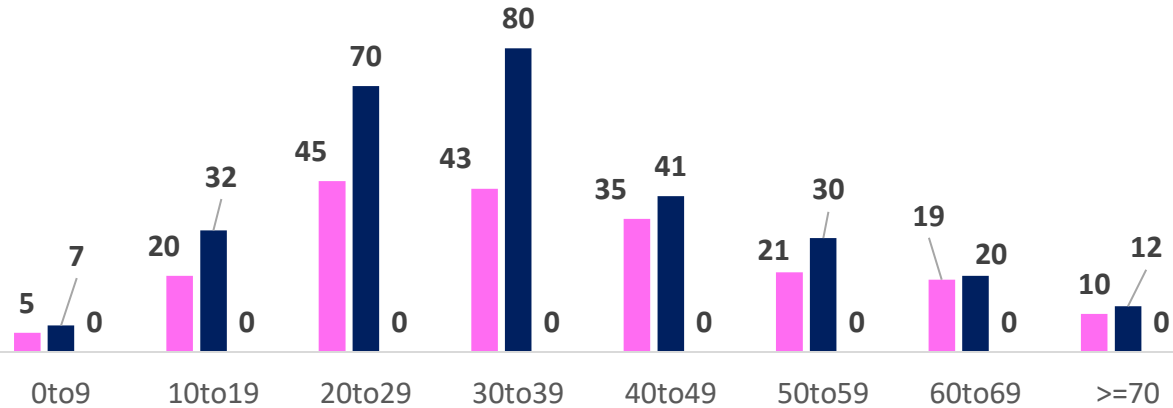
LAST 24 HOURS AGE GROUP AND GENDER WISE DISTRIBUTION



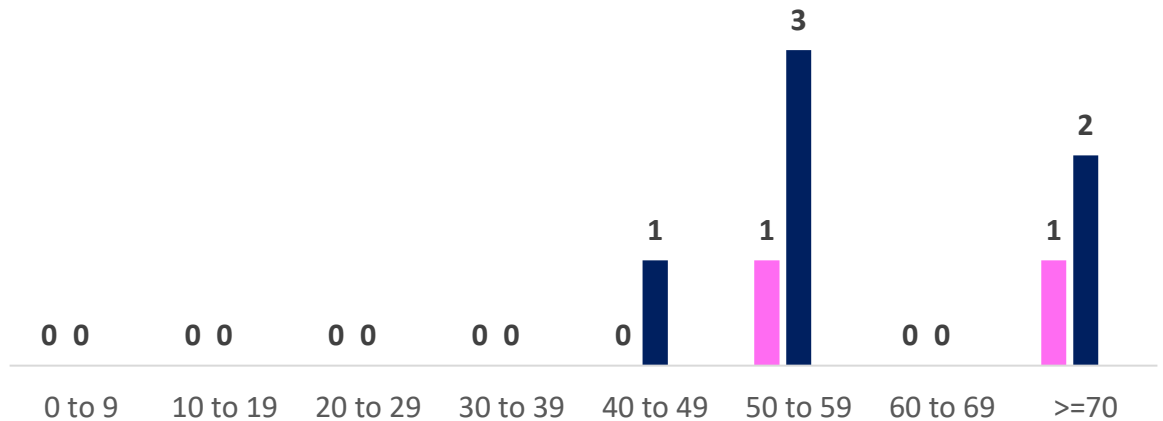
Positive Cases : 400



Recovered Cases : 490



Death Cases : 8





SNAPSHOT OF BENGALURU COVID-19 CASES IN LAST 8 WEEKS



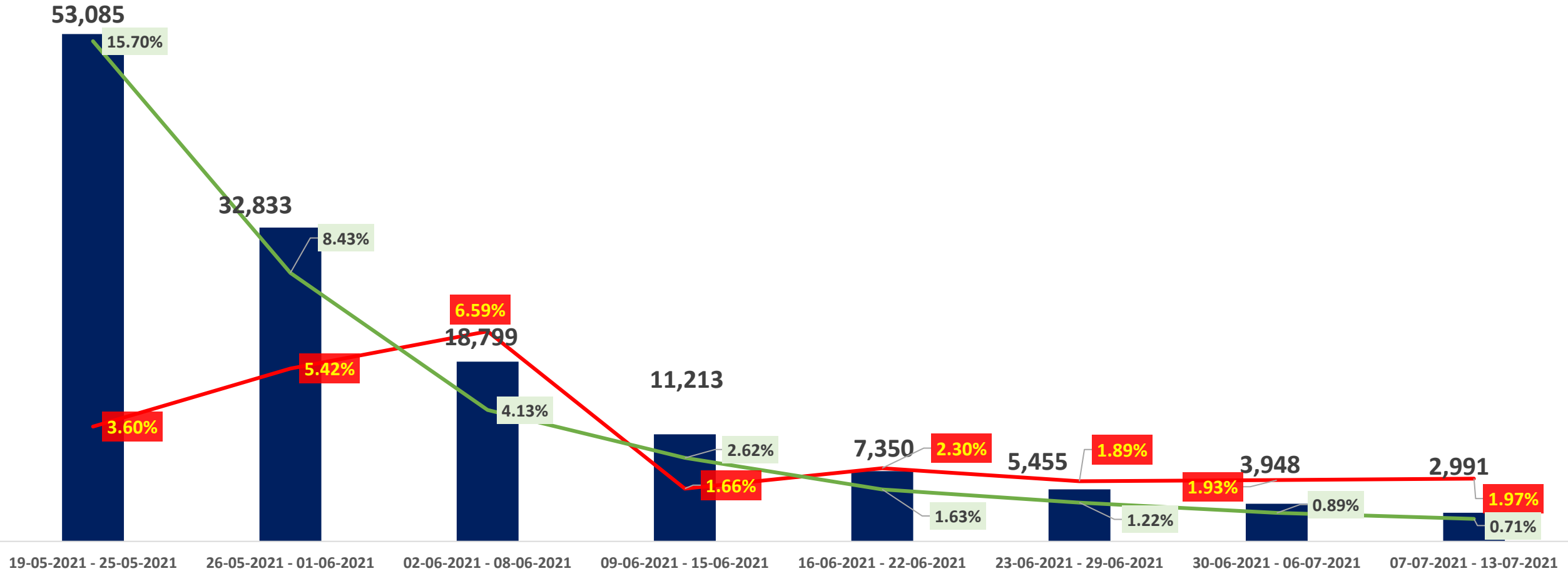
	19/05/21 TO 25/05/21	26/05/21 TO 01/06/21	02/06/21 TO 08/06/21	09/06/21 TO 15/06/21	16/06/21 TO 22/06/21	23/06/21 TO 29/06/21	30/06/21 TO 06/07/21	07/07/21 TO 13/07/21
Total Positive Cases	53,085	32,833	18,799	11,213	7,350	5,455	3,948	2,991
Total Recovered Cases	1,67,099	99,519	58,305	29,891	17,185	30,911	33,432	4,497
Total Death Cases	1,912	1,781	1,239	186	169	103	76	59
Case Fatality Rate	3.60%	5.42%	6.59%	1.66%	2.30%	1.89%	1.93%	1.97%
Total Tests Conducted	3,38,040	3,89,660	4,55,638	4,27,635	4,49,900	4,48,115	4,41,556	4,23,759
Positivity Rate	15.70%	8.43%	4.13%	2.62%	1.63%	1.22%	0.89%	0.71%



POSITIVITY AND MORTALITY RATE OF BENGALURU – LAST 8 WEEKS

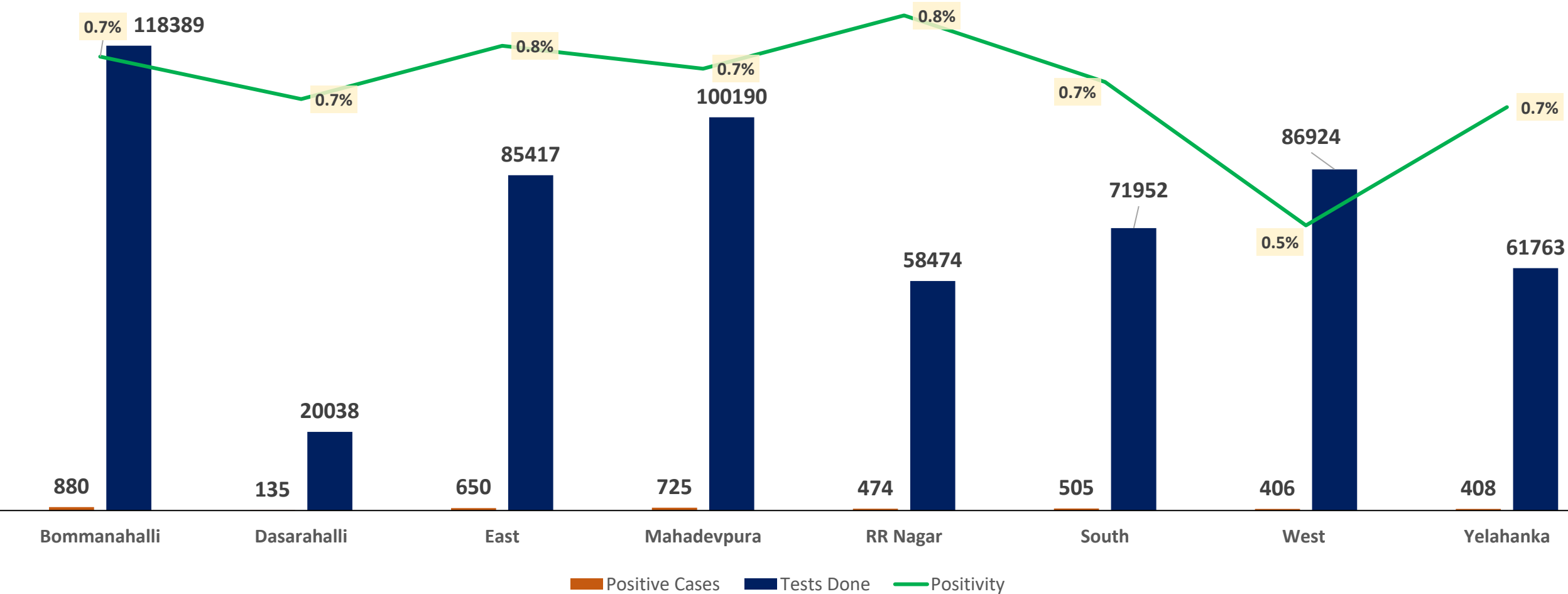


■ Total Positive Cases — Case Fatality Rate — Positivity Rate



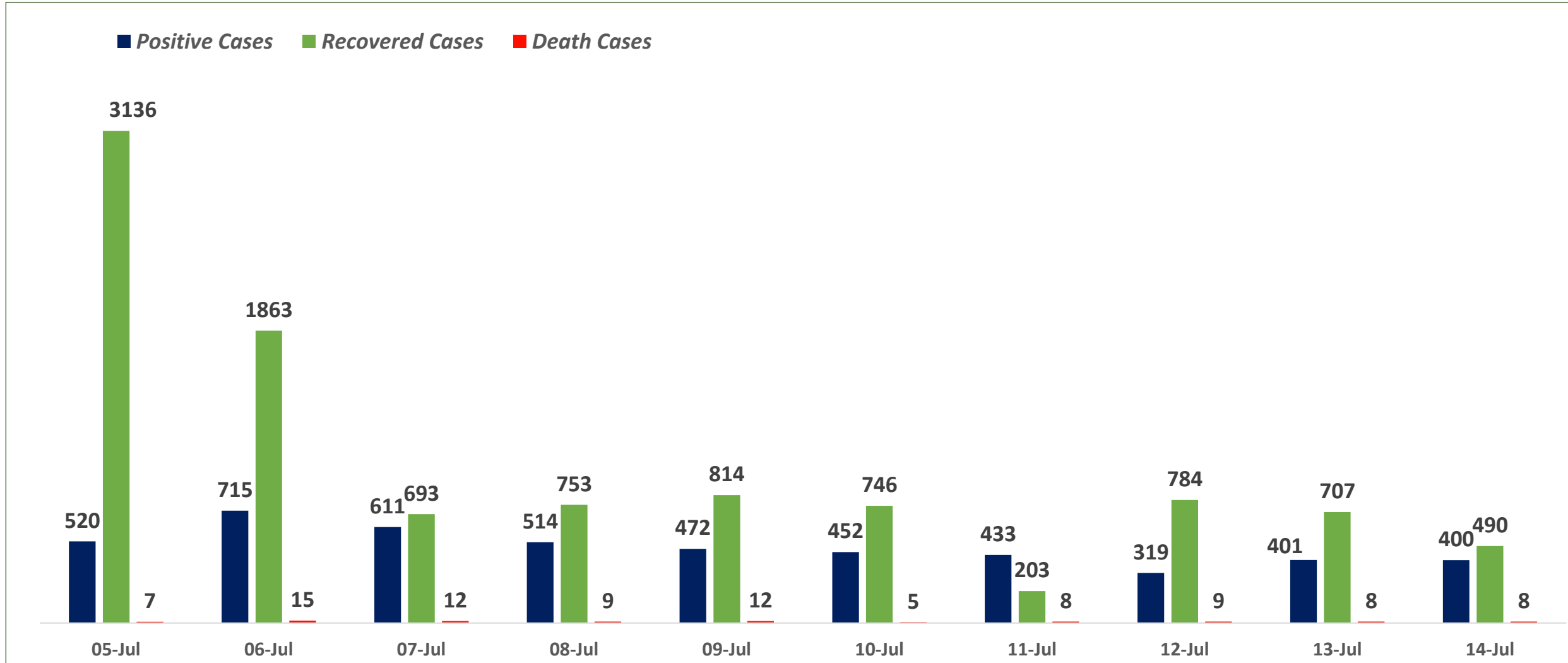


ZONE WISE POSITIVITY TREND IN LAST 10 DAYS





SNAPSHOT OF POSITIVE, RECOVERED AND DEATH CASES OVER LAST 10 DAYS ACROSS BBMP ZONES

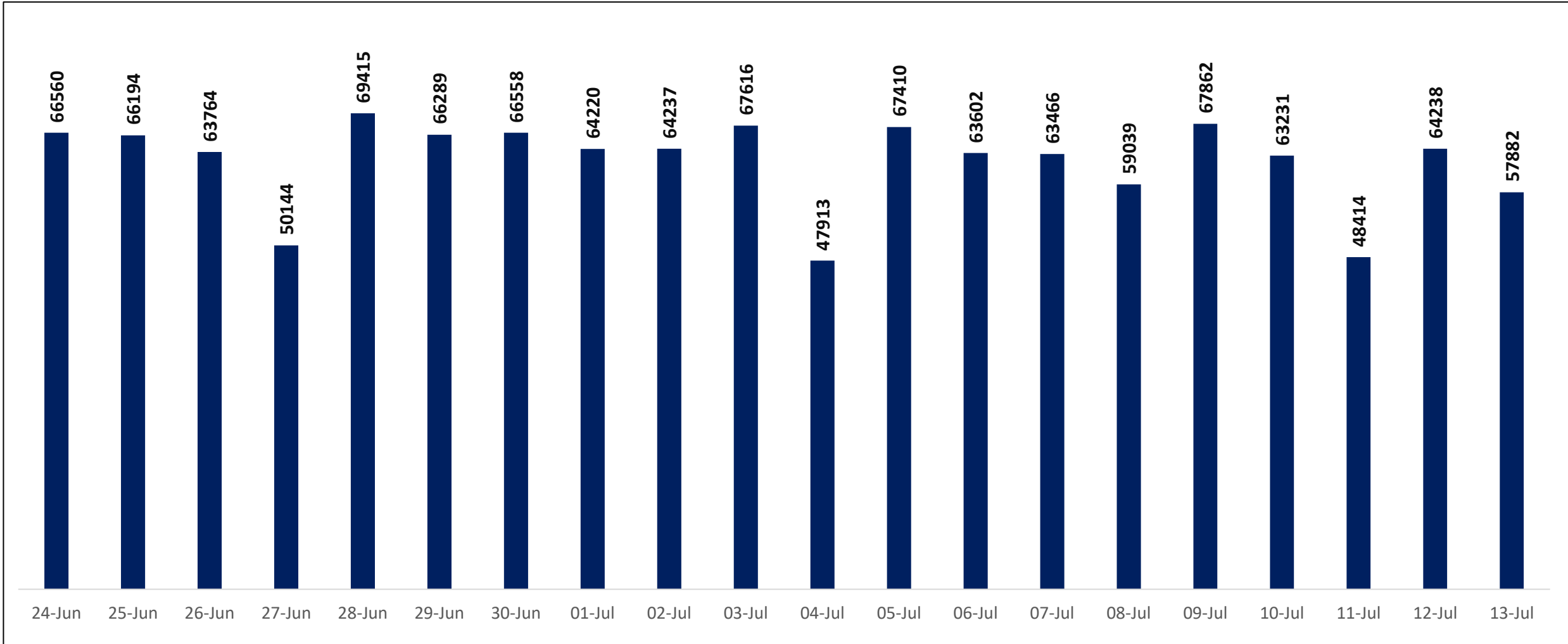




TESTING TRENDS IN BENGALURU

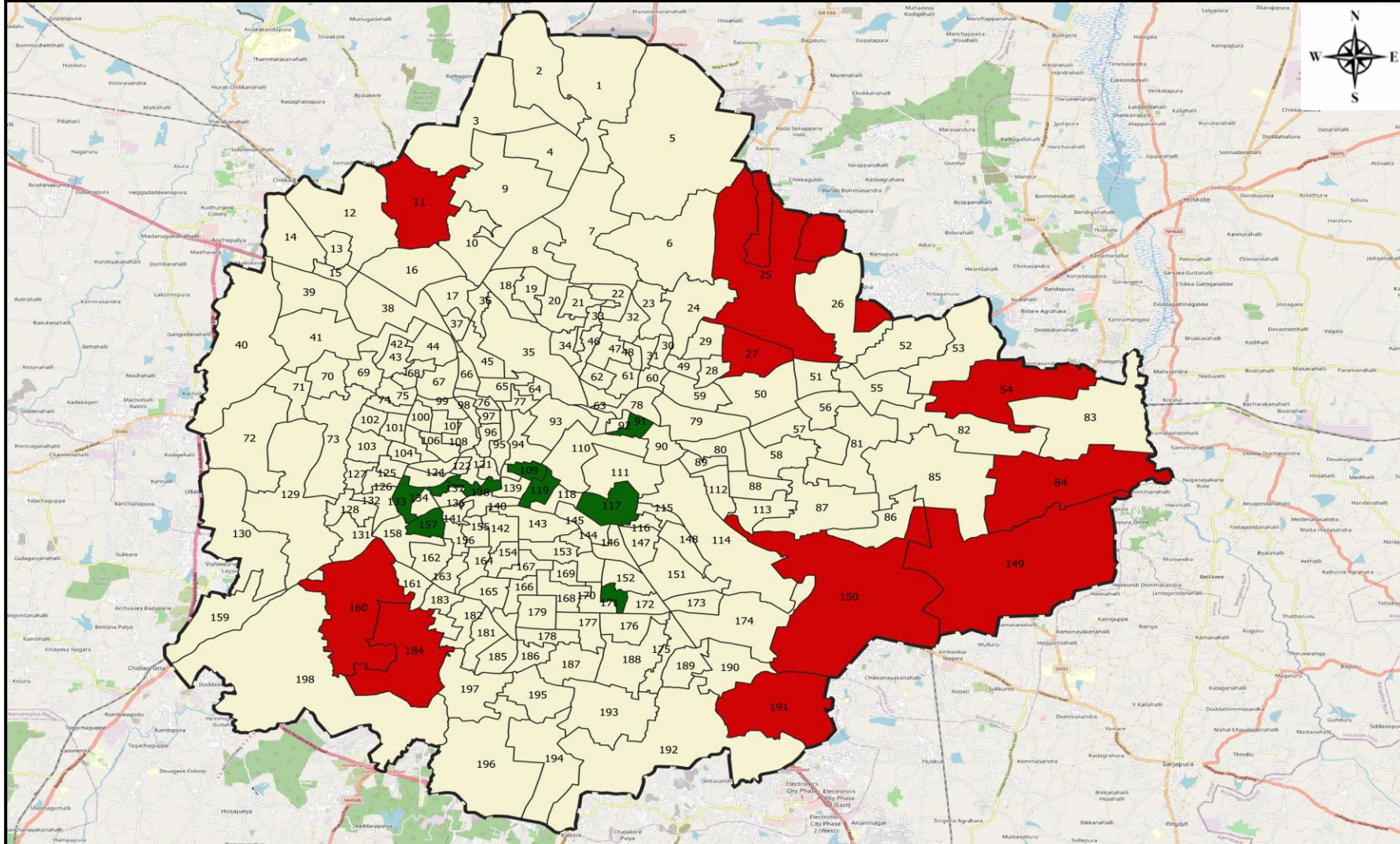


Total Test Conducted Till Date	Test Conducted Last 24 hours
1,56,29,876	57,882





BENGALURU URBAN MAP SHOWING TREND OF POSITIVE CASES IN LAST 10 DAYS



Top 10 wards reporting highest number of positive cases in last 10 days

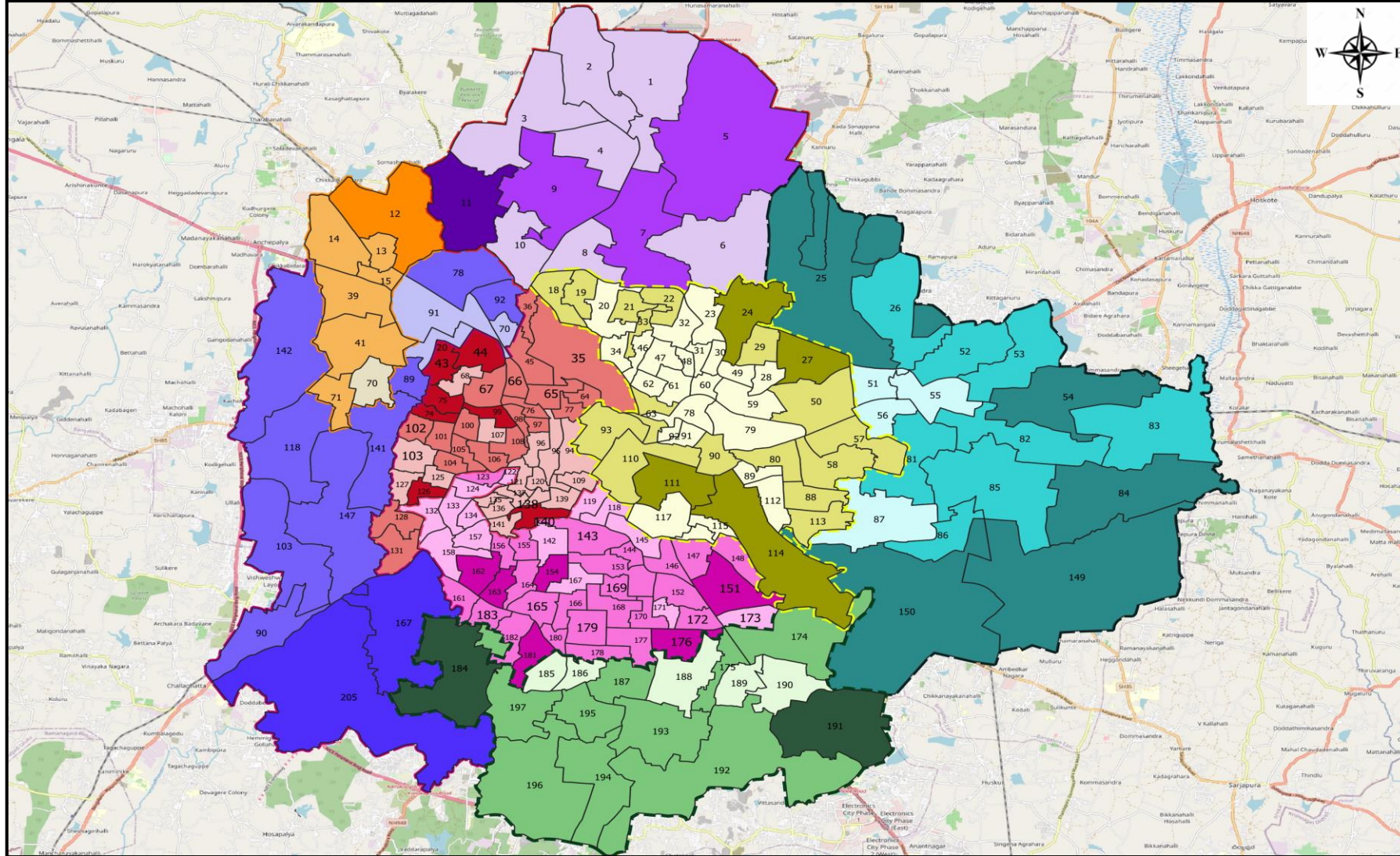
Ward No.	Ward Name
150	BELLANDURU
184	UTTARAHALLI
25	HORAMAVU
11	KUVEMPU NAGAR
191	SINGASANDRA
84	HAGADUR
149	VARTHURU
27	BANASAVADI
54	HUDI
160	RAJARAJESHWARI NAGAR

Top 10 wards reporting least number of positive cases in last 10 days

Ward No.	Ward Name
119	DHARMARAYA SWAMY TEMPLE
133	HAMPINAGARA
91	BHARATHI NAGAR
109	CHICKPETE
117	SHANTHI NAGAR
157	GALI ANJANEYA TEMPLE
171	GURAPPANAPALYA
135	PADARAYANAPURA
137	RAYAPURA
138	CHALAVADIPALYA



BENGALURU MAP SHOWING TREND OF WARD WISE POSITIVE CASES IN LAST 10 DAYS



Number Of Cases Reported

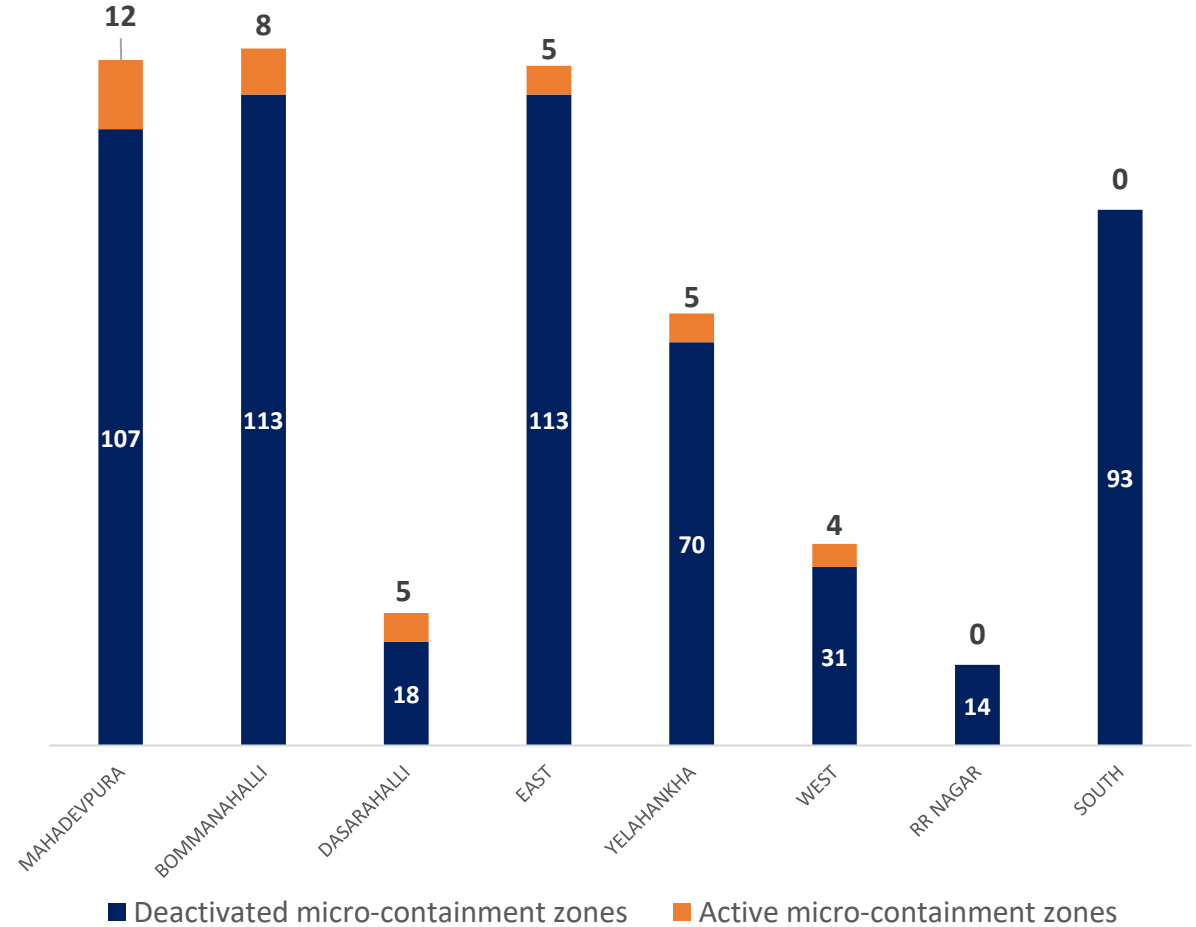
East		Dasarahalli	
0 - 10	10 - 40	0 - 10	10 - 20
> 40		> 20	
Bommanahalli		RR Nagara	
0 - 25	25 - 50	0 - 20	20 - 40
> 50		> 40	
Mahadevpura		West	
0 - 25	25 - 50	0 - 7	7 - 14
> 50		> 14	
Yelahanka		South	
0 - 25	25 - 50	0 - 7	7 - 20
> 50		> 20	



MICRO CONTAINMENT ZONE DETAILS

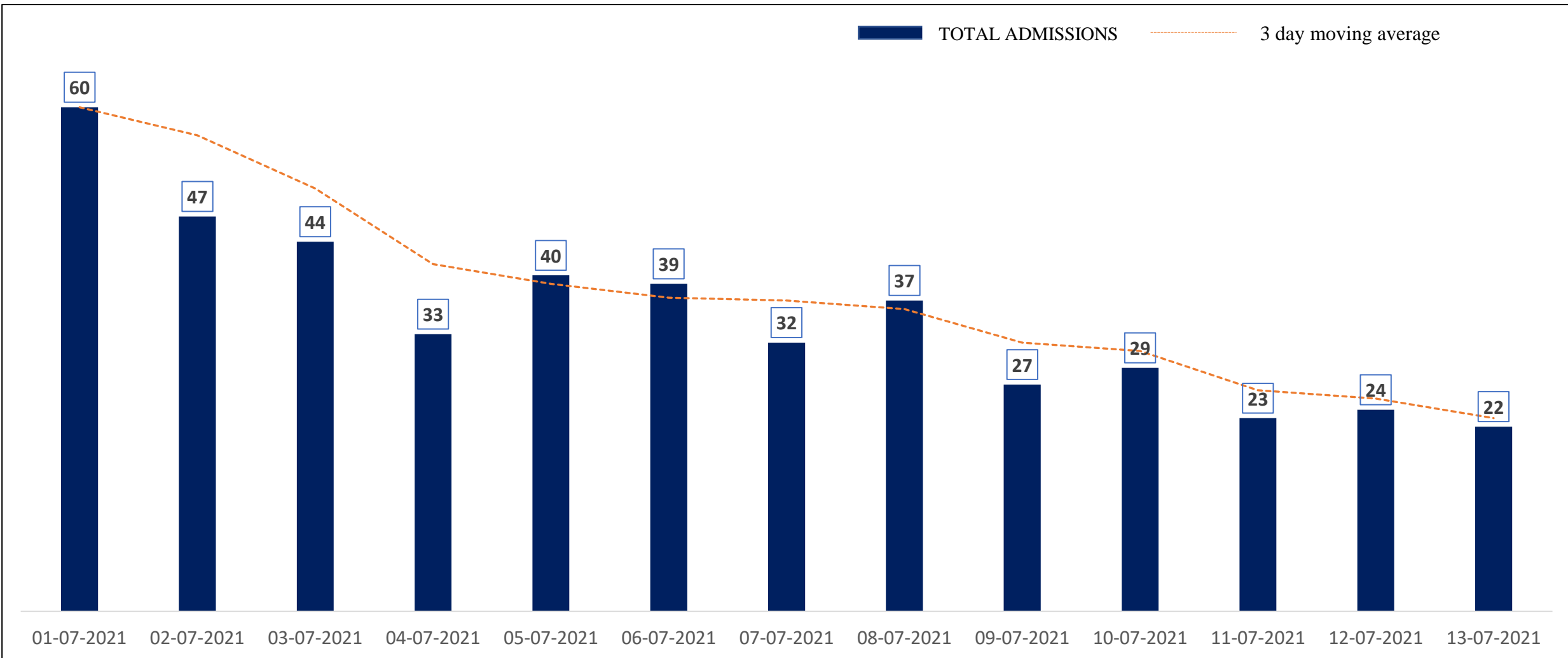


ZONE	TOTAL DECLARED	TOTAL DEACTIVATED	TOTAL ACTIVE
MAHADEVPURA	119	107	12
BOMMANAHALLI	121	113	8
DASARAHALLI	23	18	5
EAST	118	113	5
YELAHANKHA	75	70	5
WEST	35	31	4
RR NAGAR	14	14	0
SOUTH	93	93	0
TOTAL	598	559	39





HOSPITAL ADMISSIONS LAST 15 DAYS TREND



* Numbers as per Covid+ Hospital Bed Management System (CHBMS)

* Only Fresh Admissions considered

* Only govt quota admissions through CHBMS considered



COVID BED STATUS AS ON 14.07.2021



SR. NO.	Facility Type	No. of Hospital	Total Allocated Beds for C+ Patients					Occupied Beds for C+ Patients					Net Available Beds for C+ Patients				
			Gen Beds	HDU	ICU Beds	ICU-V	Total	Gen Beds	HDU	ICU Beds	ICU-V	Total	Gen Beds	HDU	ICU Beds	ICU-V	Total
1	Government Medical Colleges	4	20	621	53	76	770	0	14	10	6	30	20	607	43	70	740
2	Government Hospitals	16	649	210	65	127	1,051	73	48	9	32	162	576	162	56	95	889
3	Private Medical Colleges	12	792	936	136	203	2,067	9	17	12	15	53	783	919	124	188	2,014
4	Private Hospitals	63	665	692	293	166	1,816	113	20	35	55	223	552	672	258	111	1,593
Total Beds		95	2,126	2,459	547	572	5,704	195	99	66	108	468	1,931	2,360	481	464	5,236

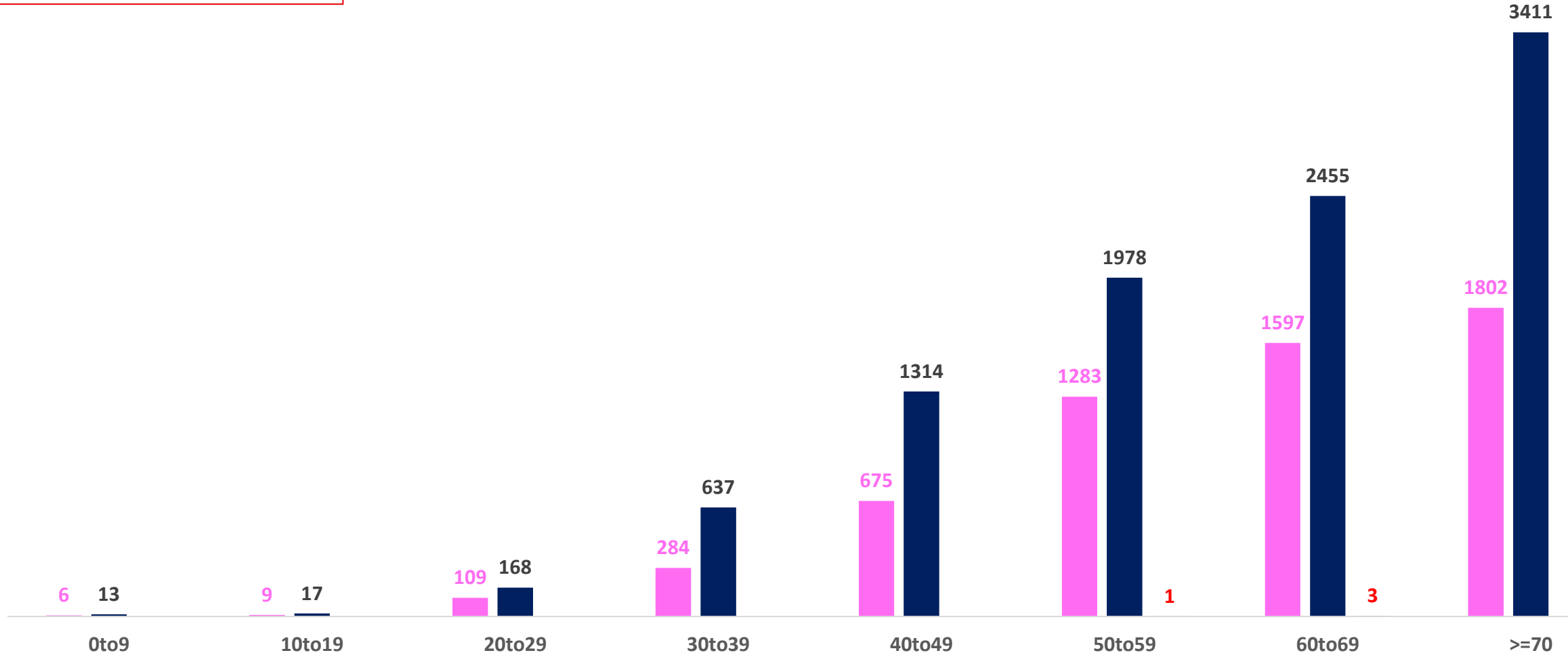


AGE AND GENDER WISE DISTRIBUTION OF DEATH CASES



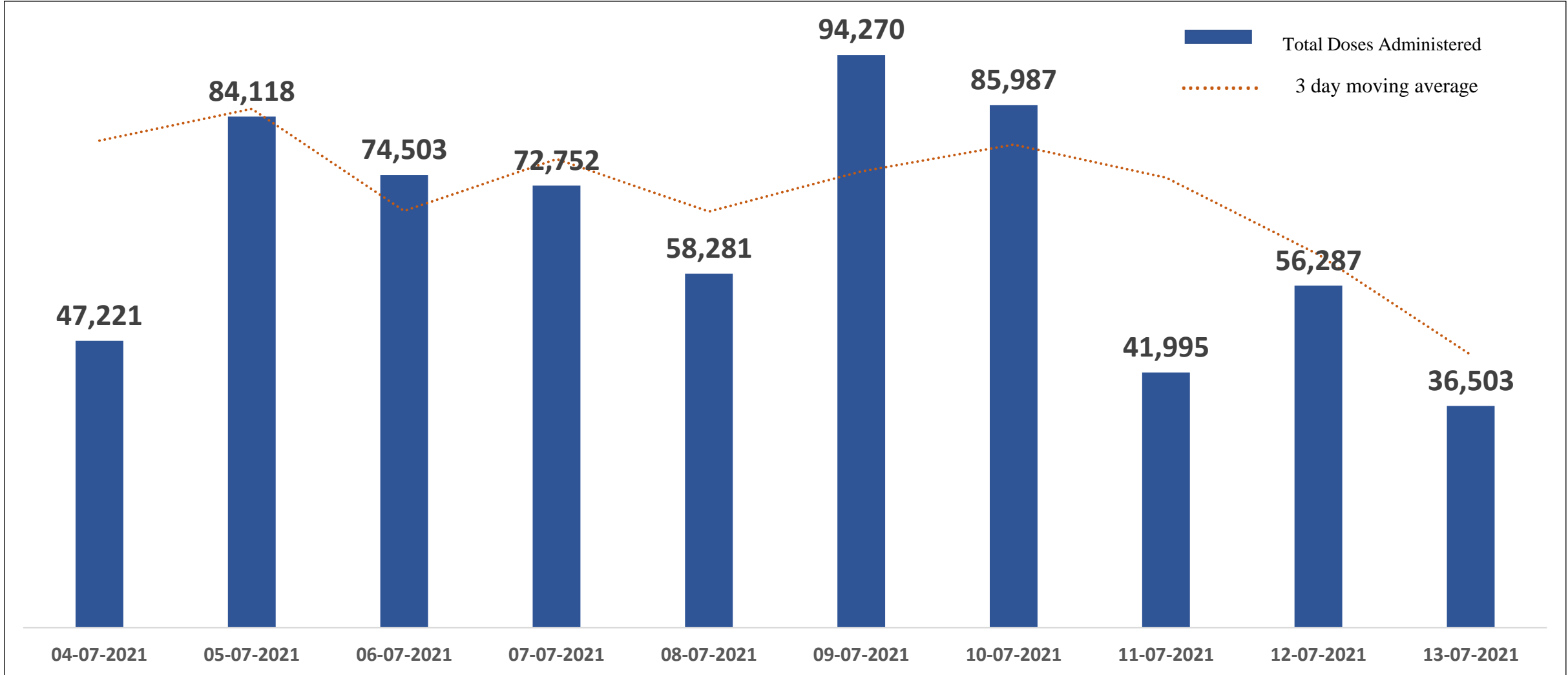
Death Cases: 15,762

Female Male Transgender





TOTAL VACCINE DOSES ADMINISTERED IN LAST 10 DAYS

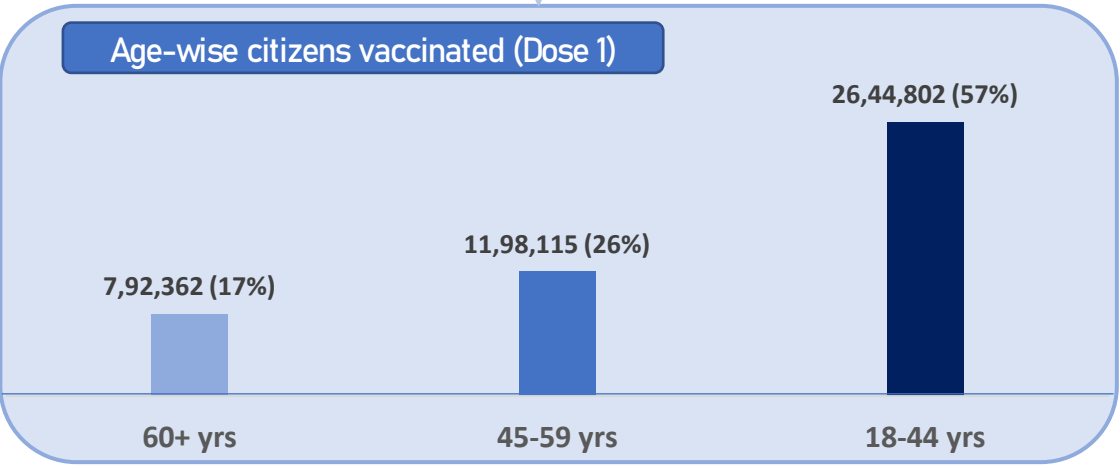
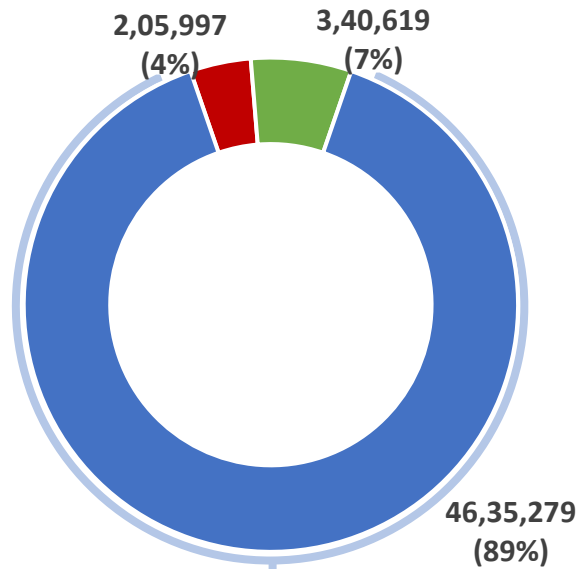




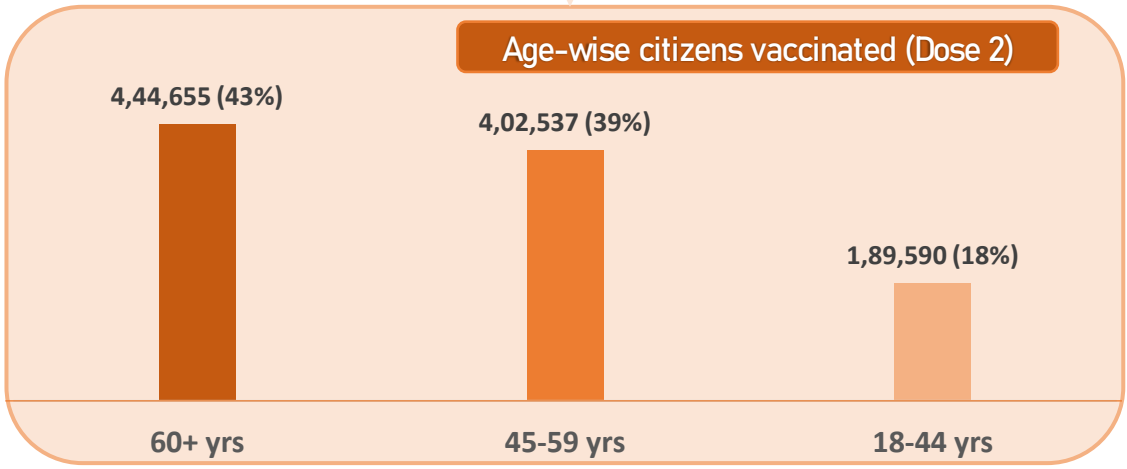
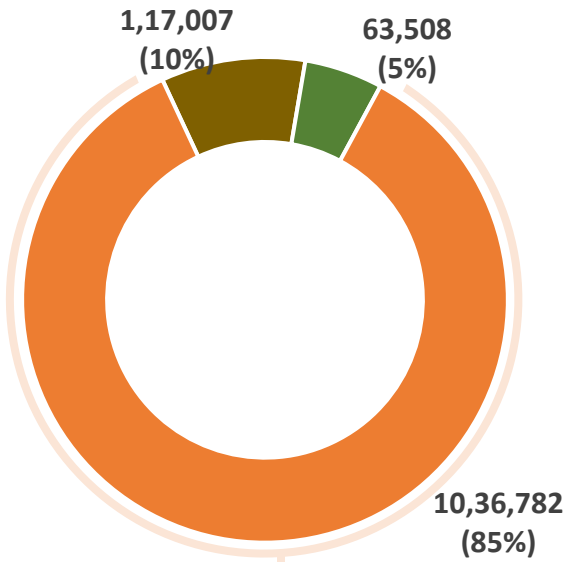
CATEGORY WISE CUMULATIVE VACCINATION IN BBMP



Dose 1



Dose 2



*HCW : Health Care Workers
 *FLW : Front Line Workers



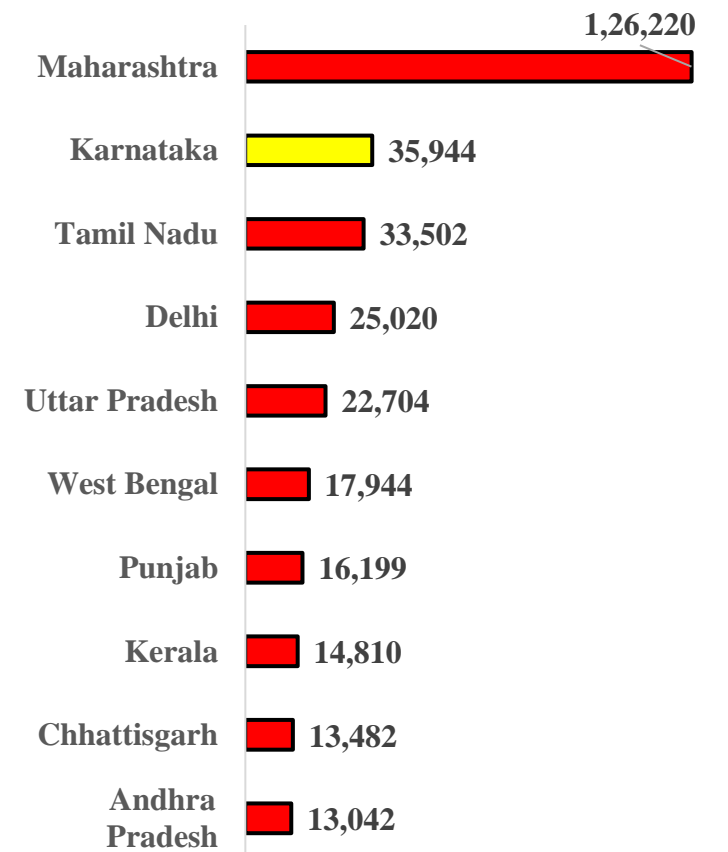
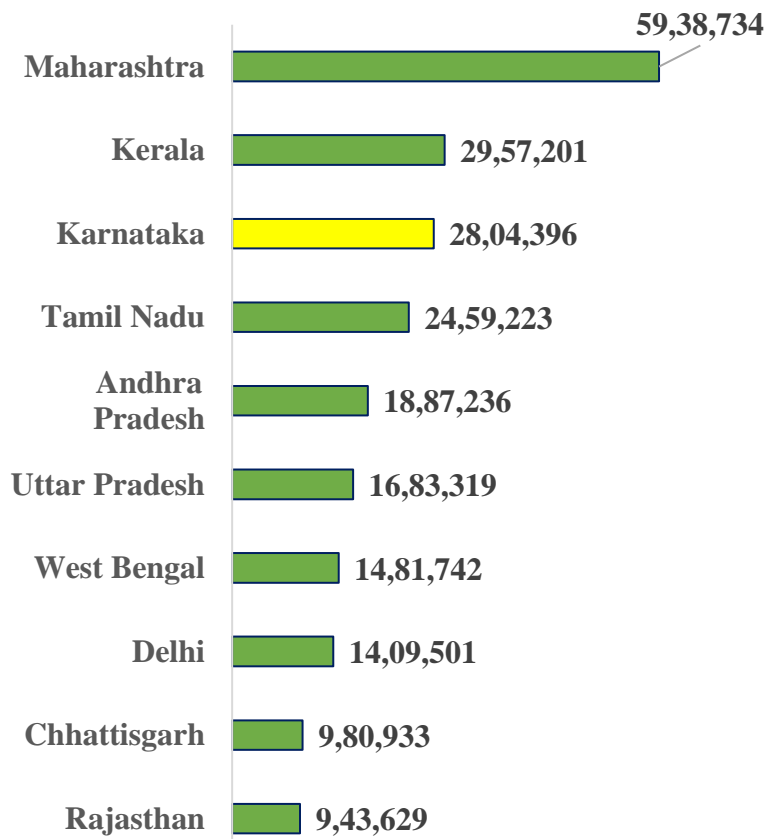
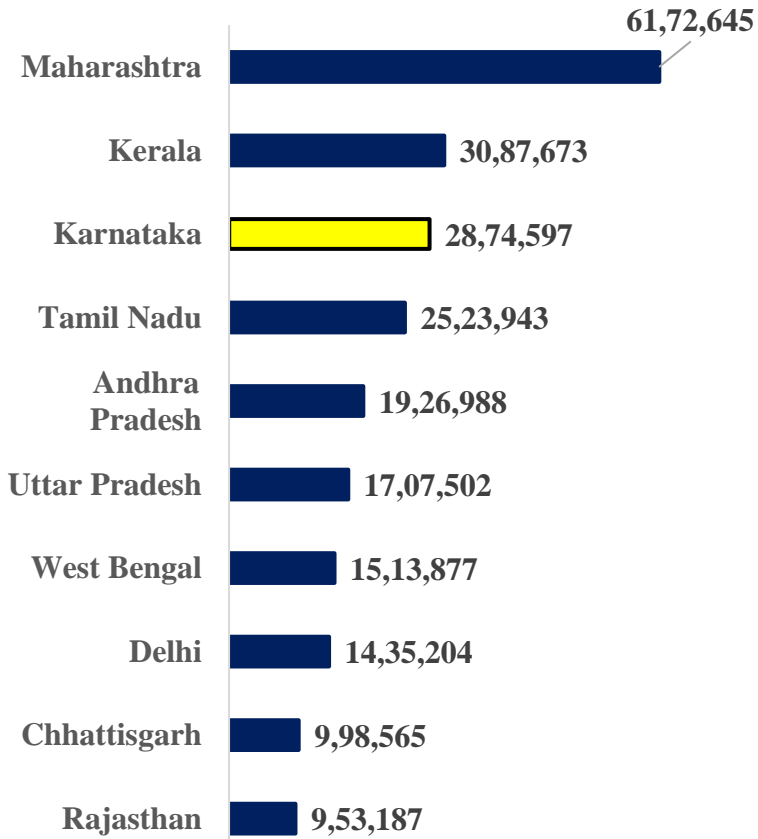
TOP 10 COVID19 AFFECTED INDIAN STATES



Total Positive Cases

Total Recovered Cases

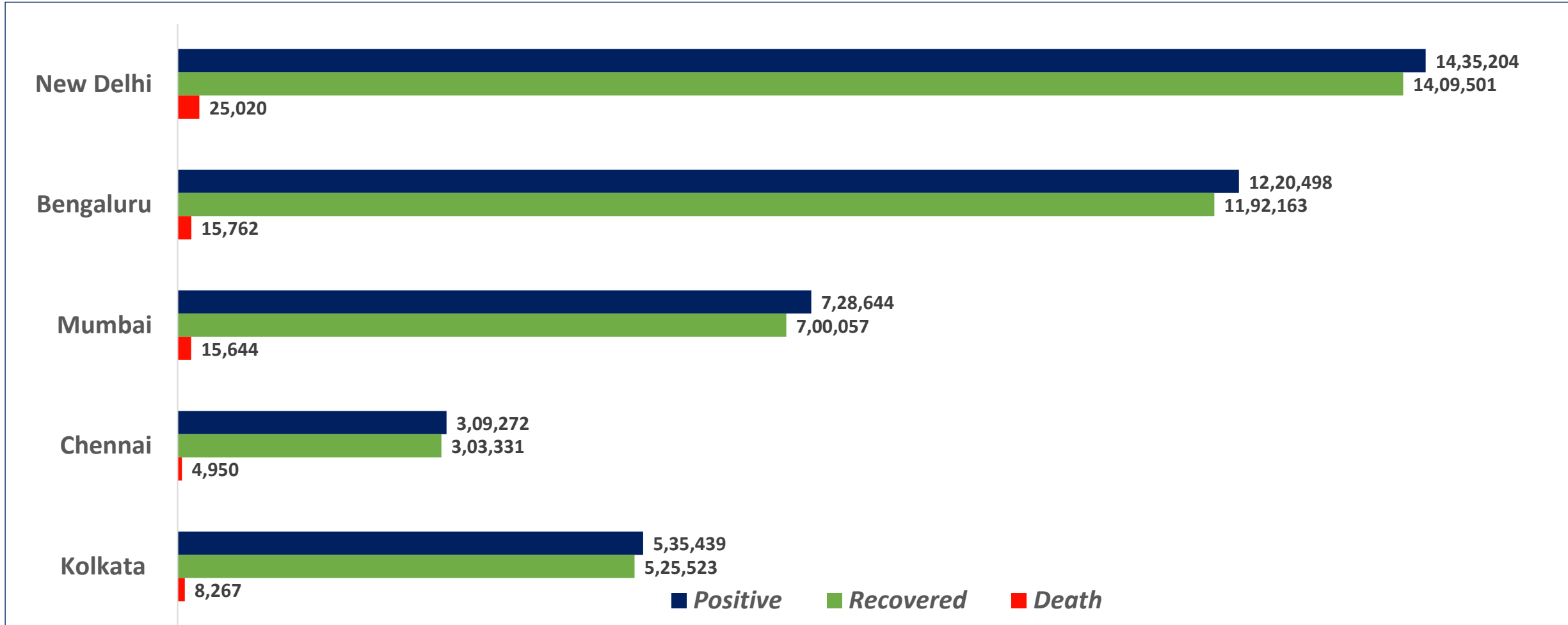
Total Death Cases



Source : <https://www.covid19india.org/> at 6:00 pm (14.07.2021)



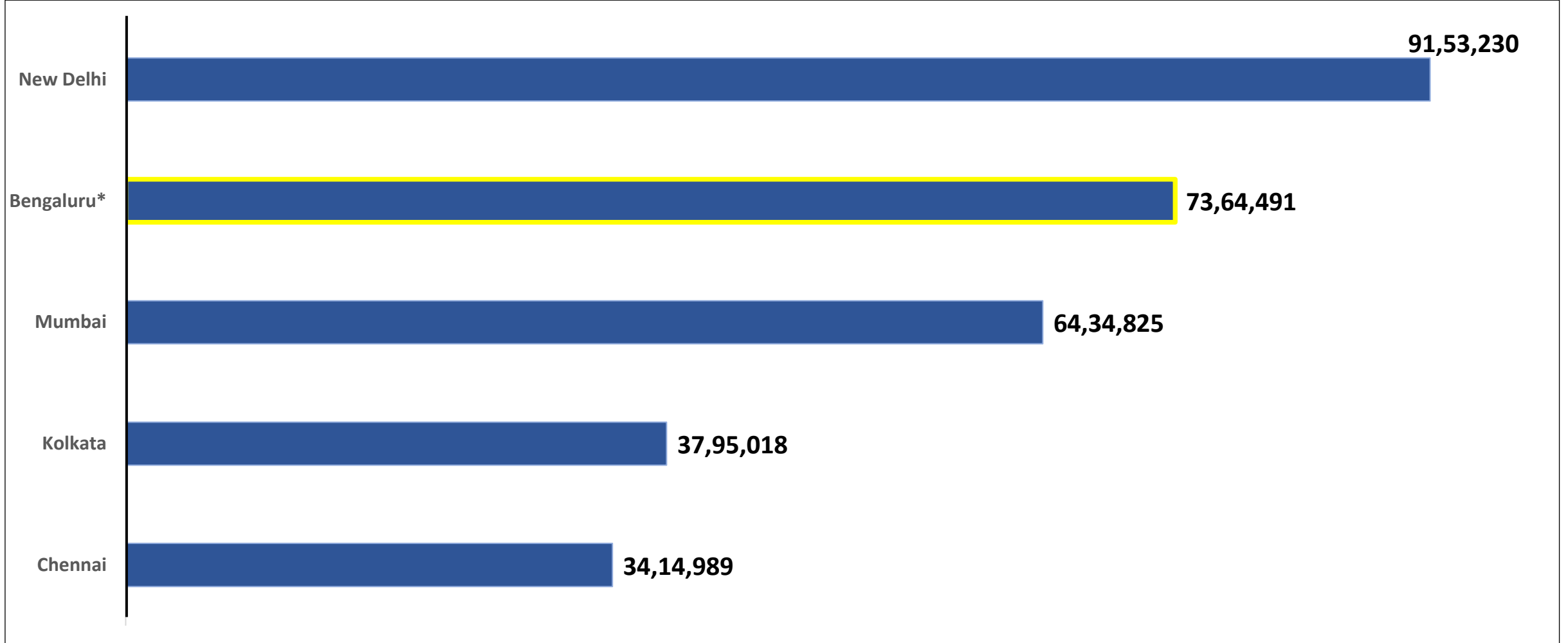
BENGALURU AND OTHER METROPOLITIAN CITIES



Source : <https://www.covid19india.org/> at 6:00 pm (14.07.2021)



VACCINE DOSES ADMINISTERED IN BENGALURU AND OTHER METROPOLITIAN CITIES



Source : <https://dashboard.cowin.gov.in/> at 6:00 pm (14.07.2021)

*includes BBMP & Bengaluru Urban



SNAPSHOT OF COVID-19 CASES IN BENGALURU URBAN



**Total Wards With
< =10 Cases* :
70**

**Tests Conducted
On 13.07.2021:
57,882**

**Recovery
Rate:
97.68%**

**Total
Active Cases :
12,573**

**Total Vaccinated on
13.07.2021:
36,503**

**Positivity
Rate* :
0.71%**

**Active
Rate:
1.03%**

**Case
Fatality Rate* :
1.97%**



*Total positive cases In the past 10 days

*CFR and positivity is for Past 7 days



ಬೃಹತ್ ಬೆಂಗಳೂರು ಮಹಾನಗರ ಪಾಲಿಕೆ
Bruhat Bengaluru Mahanagara Palike

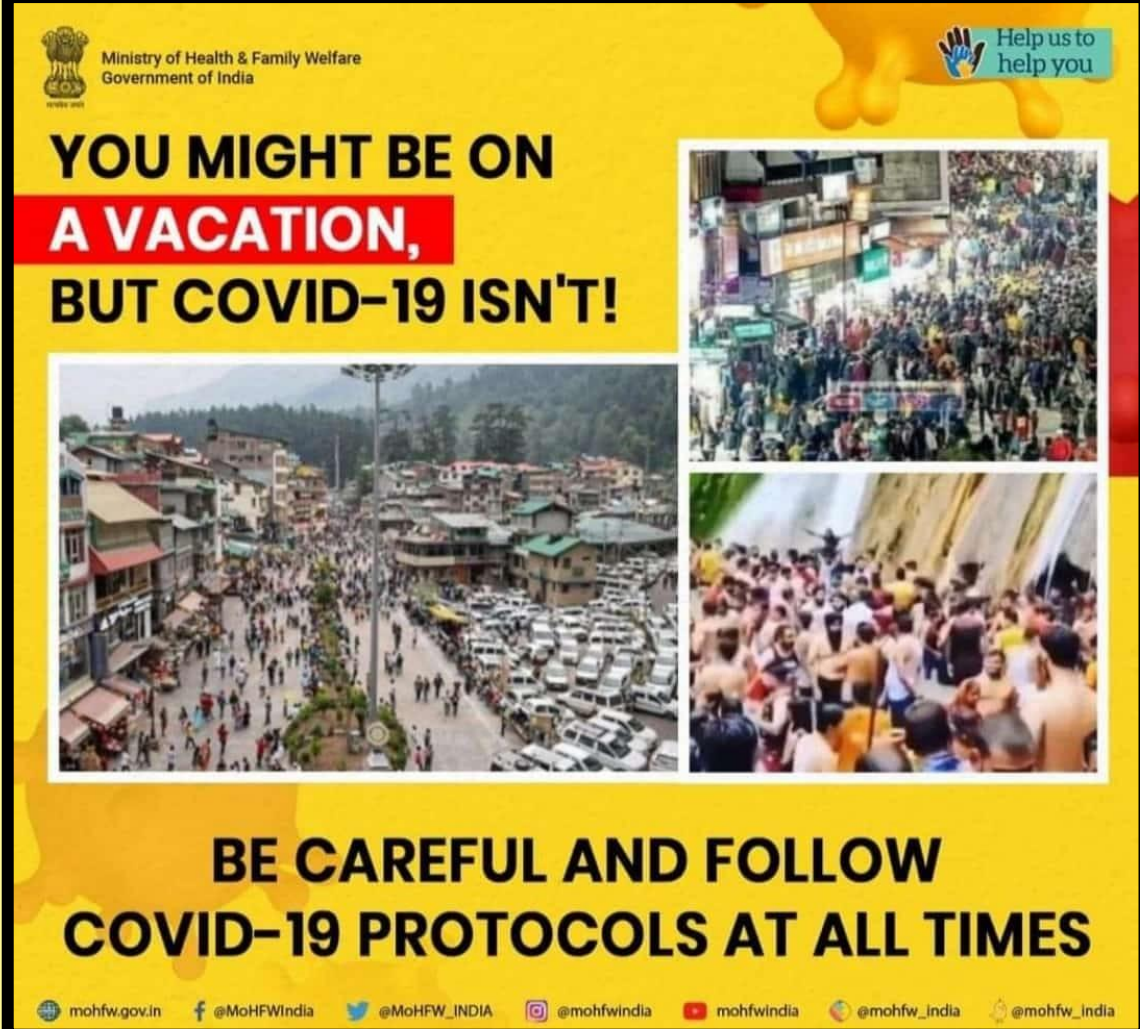


Download BBMP Bulletin	https://apps.bbmpgov.in/covid19/mediabulletin.php
For BBMPCovid19 Bed Status:	https://apps.bbmpgov.in/covid19/en/Bedstatus.php
To register for vaccination :	https://selfregistration.cowin.gov.in/
BBMP COVID19 Dashboard:	https://apps.bbmpgov.in/covid19/
Follow us on:	 www.facebook.com/bbmp.comm1/
	 twitter.com/BBMPCOMM

Issued by:

**Honorable Chief Commissioner, BBMP
Special Commissioner Health & IT, BBMP
MD, Bengaluru Smart City Limited**

THANK YOU !



Ministry of Health & Family Welfare
Government of India

**YOU MIGHT BE ON
A VACATION,
BUT COVID-19 ISN'T!**

**BE CAREFUL AND FOLLOW
COVID-19 PROTOCOLS AT ALL TIMES**

mohfw.gov.in @MoHFWIndia @MoHFW_INDIA @mohfwindia mohfwindia @mohfw_india @mohfw_india